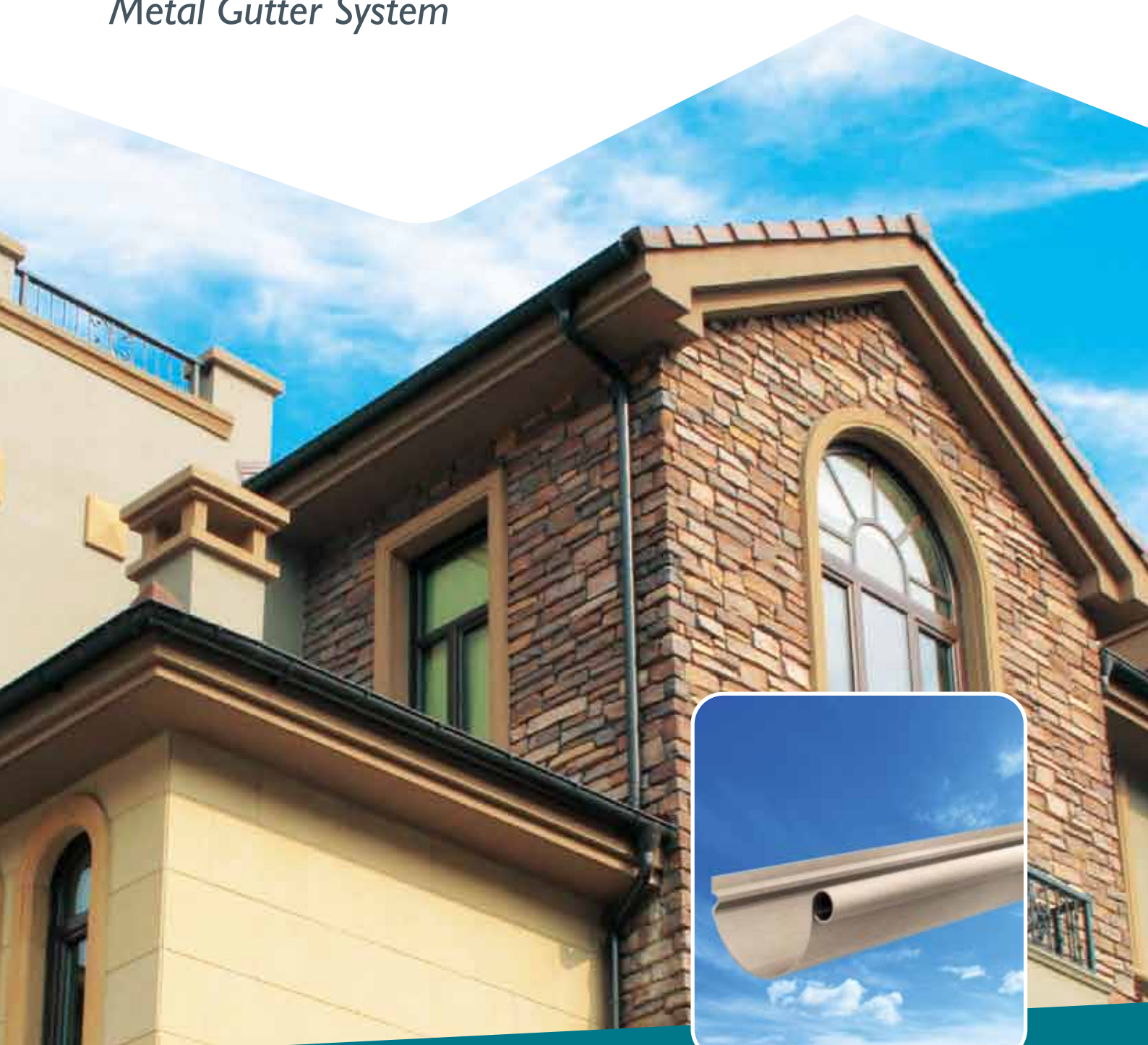




Luxla™

Metal Gutter System



www.monier.in

MORE POWER TO YOUR ROOF

Monier, World's No. 1 in Roofing

The Monier Group is the worldwide leading supplier of building materials for pitched roofs as well as innovative roof, chimney and ventilation systems. The company has operations in more than 40 countries and over 130 production factories, which are managed by a Luxemburg-based holding company.

Monier in India

Being World No.1 in the roofing tile industry, Monier started its operations in India in the year 1997. Monier India offers a range of concrete roof tiles, glazed clay roof tiles, imported roof tiles, fittings and roof components in a wide range of colors and profiles specifically designed for the Indian roof market.

Luxla™

Metal Gutter System



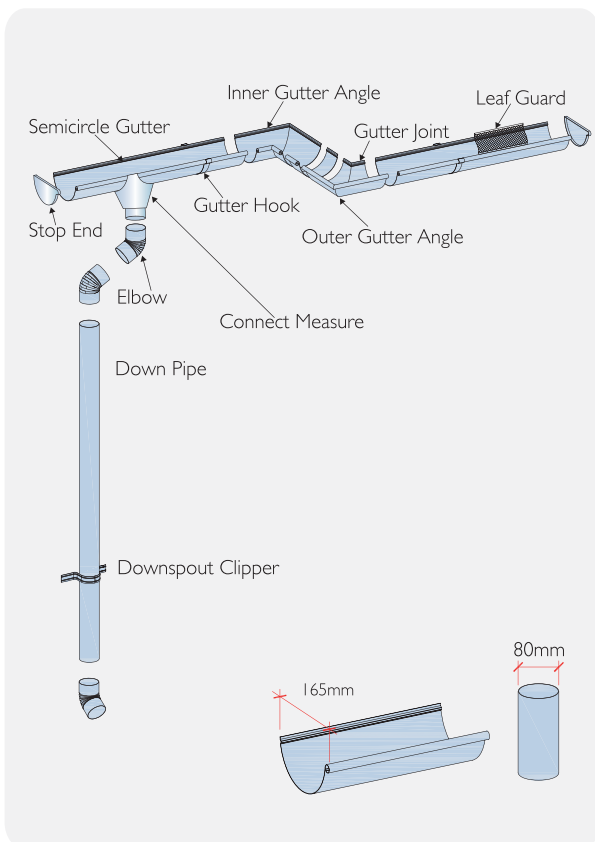
Luxla™ metal gutter system is a high-quality pitch roof rain water drainage system



This unique drainage system uses superior quality Magnesium Aluminium Alloy (AL Grade 3003) as raw material. It has a surface coating of premium weatherproof Poly Ethylene paint to ensure long-lasting beauty. Once again, Monier displays its master-craftsmanship with a perfect blend of aesthetic values and better water drainage. Luxla metal gutter systems are perfect for all kinds of buildings.

Installation Procedure

1. Mark a Baseline: From 20mm to 40mm below the eaves level location, mark a tube level line. This is called as Baseline and provides a drainage slope of 1%.
2. Install Gutters: Gutters should be installed on the eaves area, in such a way, that it should match the Baseline level line which was marked earlier.
3. Hook Installation: The gutter hook should be installed on Pre-Drilled holes at the eaves area. The maximum spacing between two hooks is 1 meter, and in gutter joining areas like inside corners, outside corners and main gutter joints, the spacing should be 200mm to increase the gutter strength.
4. Corner Installation: At the corners, like the inside corner (Valley area) and the outside corner (Hip area) a component called gutter jointer is used to join the corner pieces with the main gutter. Then the Silicon sealant is applied evenly in the overlapping region on both the painted gutter surfaces.
5. Connect Measure Installation: Install Connect Measure in accordance with the design requirement. The Connect Measure is fixed to Downspout Pipe with the help of rivets/screws, and silicon sealant is applied around the riveted/screwed area.
6. Installation of Downspout Pipe and Elbows: The Elbows and Downspout Pipe are connected to the Connect Measure based on the required size and length as per site requirement, and Downspout Clippers are used for wall mounting applications.
7. Clear out the contaminants on the main gutter before fixing the leaf guard.
8. Fix the leaf guard over the main gutters with the help of self tapping screws, to ensure no blockages due to falling leaves and proper alignment of the gutters.



Monier's gutters follow international fashion trends and their simple forms reflect Mediterranean architecture and luxury. It also gives you the choice of rich shades and in combination with the colors on the façade they form a strong style statement. Monier's gutters offer you the following benefits:

- Allow easy passage and collection of rainwater at a specific place
- Enhance the architectural class



Gutter Hook Installation

Gutter System Components & Dimensions

Gutter



Dimension = 165mm
Thickness = 0.7mm
Length = 3.0m

Downspout



Dimension = 80.0mm
Thickness = 0.5mm
Length = 3.0m

Downspout Clipper



Thickness = 0.5mm

Gutter Jointer



Dimension = 168mm
Thickness = 0.5mm

Left & Right End Caps



Thickness = 0.7mm

Leaf Guard



Length = 1 Meter

90° Outside Corner



Thickness = 0.7mm

90° Inside Corner



Thickness = 0.7mm

Connect Measure



Thickness = 0.5mm

Gutter Hook



Thickness = 1.5mm

Half Round Gutter Hook



Thickness = 1.5mm

Elbow



Dimension = 80.0mm
Thickness = 0.5mm

Colors Available



Brown

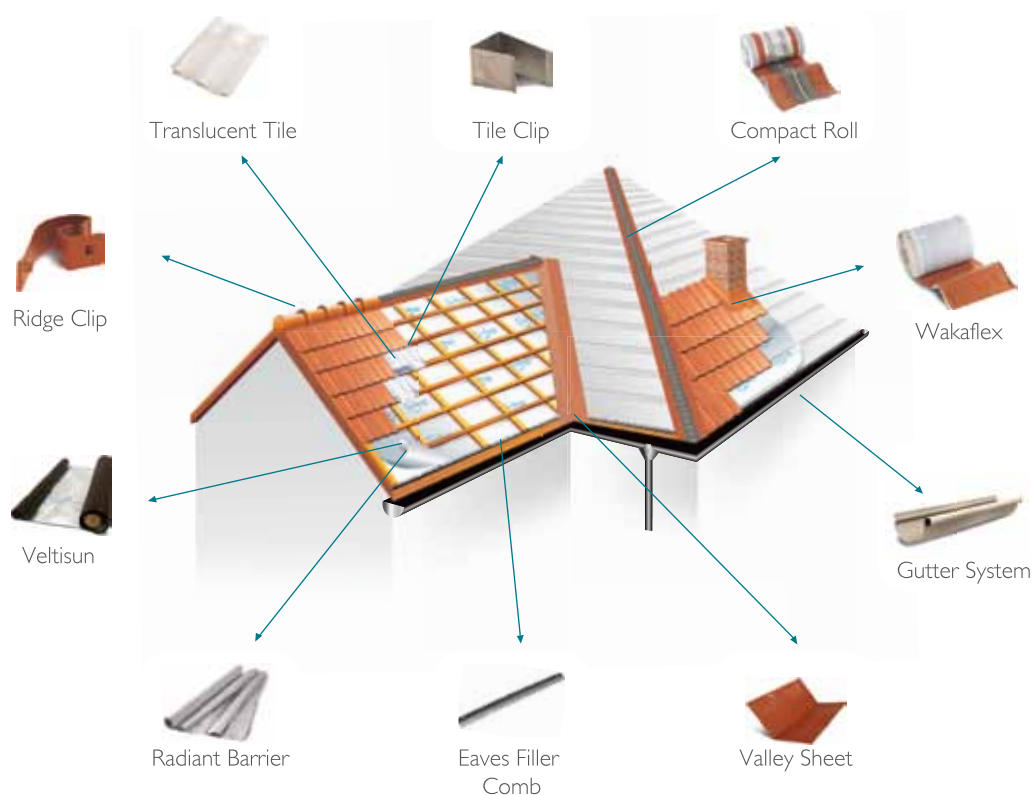


Biege

Features

- **Architectural beauty of fine metal:** Luxla™ can add to the overall beauty of the house and can reflect the distinctive style of construction. The metal has a unique and delicate texture which can enhance the construction quality and boost the beauty of the building.
- **The specially designed high-intensity hook increases the strength of the gutter:** The special design of the hook also increases the overall strength of gutters, thus preventing breakage during strong wind and heavy rain.
- **Match perfectly with roof tiles and other roofing materials:** We offer two attractive colors which can be easily combined with any of the roof tiles' colors to create an aesthetically pleasing effect.
- **Materials can be recycled**
The aluminium used for making the gutter is of a higher grade and can be recycled many times. This helps in preserving our natural resources and environment.
- **Simple installation:** The lightweight aluminium gutter system and design makes it easy to install and maintain.
- **Branded products (logo marked):** The major gutter system accessories are branded with the Monier logo, which boosts the customer's confidence and ensures quality.

WORLD-CLASS ROOF COMPONENTS





Range of Roofing Tiles from Monier

Concrete Collection



Elabana



Plano



Plano Legacy

Clay Collection



Colorroof



Colorroof Plus



Roman

Visit our exclusive Showroom and Orientation Center,
Monier Roofing Pvt. Ltd.

143/C3, Bommasandra Industrial Area, 1st Phase, Bangalore - 560 099.

Tel: 080 41268116/7

Mob: +91 9019110303, Email: contact.india@monier.com

Monier Exclusive Roof Tile Showroom at Kochi

Near Oberon Mall, By-Pass Road, Kochi, Kerala (South India)

Mob: +91 9895777355

You can also visit our showrooms at, **HomeTown**

Marathahalli, Bangalore | Vikhroli (W), Mumbai

Great India Place, Noida, Delhi.

Authorised Roofing Partner